



Features

•Secure locking, easy insertion

The combination of terminal and housing provides easy mating onto the male tab. Unmating is also easy, by holding the housing while pulling, the contact lock spring is disengaged by the taper inside the housing. Should you accidentally pull the wire, the locking mechanism ensure that disengagement does not take place.

•Stable contact performance

The contact is designed with a large contact area to give stable performance, even when high current is applied.

•Mis-insertion prevention mechanism and housing lance

Inside the housing is a stopper that prevents mis-insertion, which ensures that someone will not mistakenly insert a contact in the housing. What's more, use of a housing lance means that only slight force is needed to insert a contact, even though the contact is held firmly in place.

Specifications

- Current rating: 25A AC, DC(#250 + AWG #10)
- Voltage rating: 250V AC, DC
- Temperature range: -40°C to +105°C
- Contact resistance: Initial value/ 3m Ω max.
After environmental testing/ 6m Ω max.
- Insulation resistance: 1,000M Ω min.
- Withstanding voltage: 2,000V AC/ minute
- Applicable wire: #110...AWG #24 to #16
#187...AWG #26 to #14
#205...AWG #22 to #14
#250...AWG #22 to #10
- Applicable Tab: #110 Tab 0.5mm(.020") thick
#187 Tab 0.5mm(.020")/0.8mm(.031") thick
#205 Tab 0.5mm(.020")/0.8mm(.031") thick
#250 Tab 0.8mm(.031") thick

*Contact JST for details.

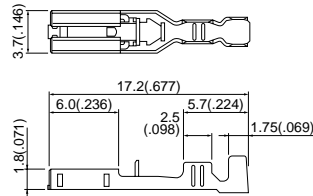
Standards

- Recognized E60389
- 1 Certified LR20812
- 2 R9850196

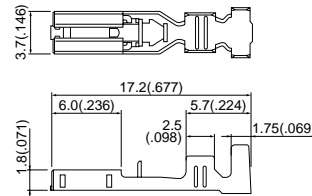
Contact

#110 Series

SPS-01T-110

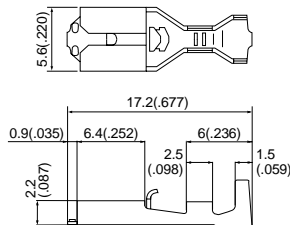


SPS-41T-110

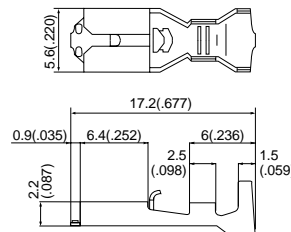


#187 Series

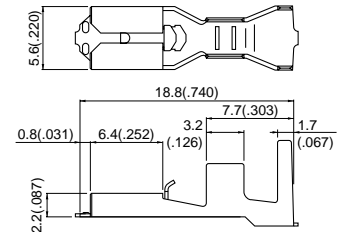
SPS-01T-187...for 0.5mm(.020")
thick tabs



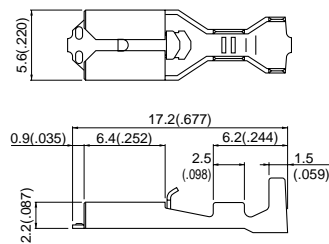
SPS-51T-187...for 0.5mm(.020")



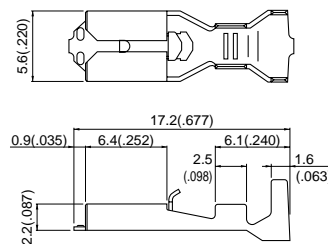
SPS-82T-187...for 0.5mm(.020")



SPS-01T-187-8...for 0.8mm(.031")

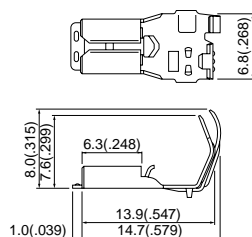


SPS-51T-187-8...for 0.8mm(.031") thick

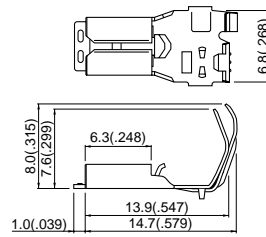


<Flag type>

SFPS-41T-187...for 0.5mm(.020")



SFPS-41T-187-8...for 0.8mm(.031") thick

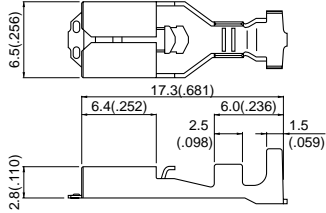


PS CONNECTOR

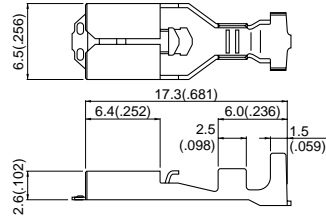
Contact

#205 Series

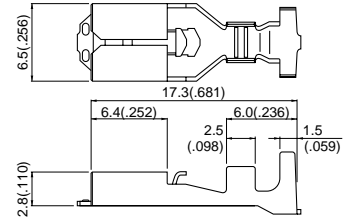
SPS-21T-205...for 0.8mm(.031") thick



SPS-21T-205-5...for 0.5mm(.020")

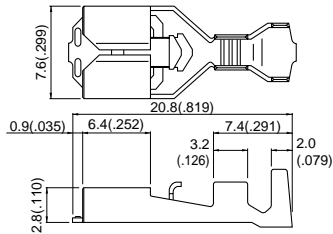


SPS-51T-205...for 0.8mm(.031")

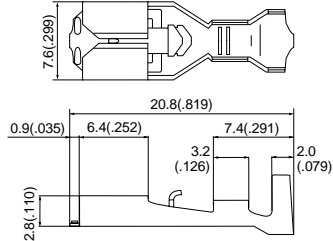


#250 Series

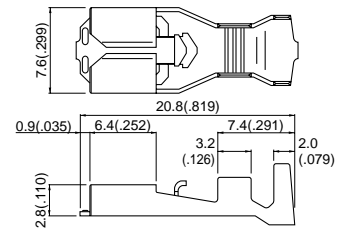
SPS-21T-250



SPS-61T-250

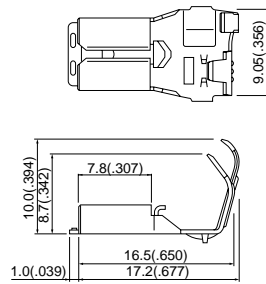


SPS-91T-250

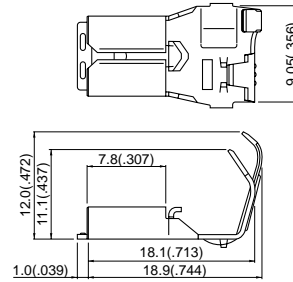


<Flag type>

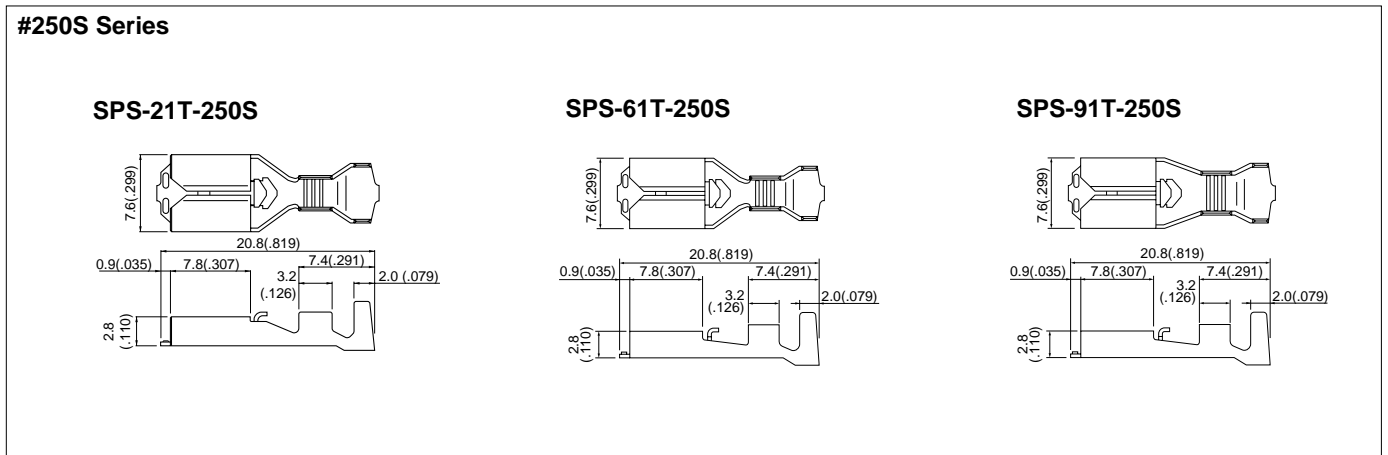
SFPS-61T-250



SFPS-91T-250



Contact



Series	Model No.	Applicable wire			Qty / reel
		mm ²	AWG #	Insulation O.D.mm(in.)	
#110	SPS-01T-110	0.21 to 0.5	24 to 20	1.0 to 2.5(.039 to .098)	10,000
	SPS-41T-110	0.5 to 1.25	20 to 16	1.9 to 3.4(.075 to .134)	10,000
#187	SPS-01T-187	0.13 to 0.5	26 to 20	1.3 to 3.4(.051 to .134)	10,000
	SPS-51T-187	0.5 to 2.0	20 to 14	1.9 to 3.6(.075 to .142)	7,500
	SPS-82T-187	0.75+0.75 to 1.25+1.25	18+18 to 16+16	2.1+2.1 to 2.9+2.9(.083+.083 to .114+.114)	3,500
	SPS-01T-187-8	0.13 to 0.5	26 to 20	1.3 to 3.4(.051 to .134)	10,000
#187 flag	SPS-51T-187-8	0.5 to 2.0	20 to 14	1.9 to 3.6(.075 to .142)	7,500
	SFPS-41T-187	0.3 to 1.25	22 to 16	1.7 to 3.4(.067 to .134)	5,000
#205	SFPS-41T-187-8	0.3 to 1.25	22 to 16	1.7 to 3.4(.067 to .134)	5,000
	SPS-21T-205	0.3 to 0.75	22 to 18	1.5 to 3.1(.059 to .122)	5,000
	SPS-21T-205-5	0.3 to 0.75	22 to 18	1.5 to 3.1(.059 to .122)	5,000
#250	SPS-51T-205	0.5 to 2.0	20 to 14	1.9 to 3.6(.075 to .142)	5,000
	SPS-21T-250	0.3 to 0.75	22 to 18	1.5 to 3.1(.059 to .122)	5,000
	SPS-61T-250	0.75 to 2.0	18 to 14	2.1 to 3.9(.083 to .154)	5,000
#250 flag	SPS-91T-250	2.0 to 5.5	14 to 10	3.0 to 4.7(.118 to .185)	4,000
	SFPS-61T-250	0.75 to 2.0	18 to 14	2.1 to 3.9(.083 to .154)	3,000
	SFPS-91T-250	3.5 to 5.5	12 to 10	4.0 to 5.2(.157 to .205)	2,000
#250S	SPS-21T-250S	0.3 to 0.75	22 to 18	1.5 to 3.1(.059 to .122)	5,000
	SPS-61T-250S	0.75 to 2.0	18 to 14	2.1 to 3.9(.083 to .154)	5,000
	SPS-91T-250S	2.0 to 5.5	14 to 10	3.0 to 4.7(.118 to .185)	4,000

Material and Finish

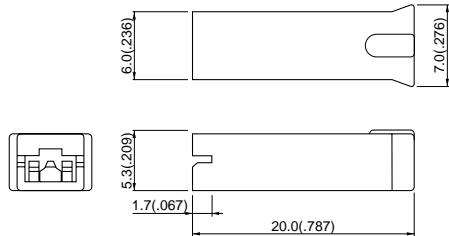
Brass, tin-plated

PS CONNECTOR

Housing

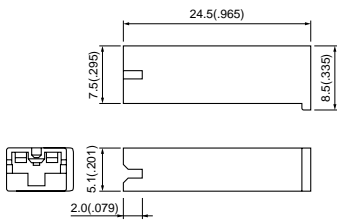
#110 Series

PS-110

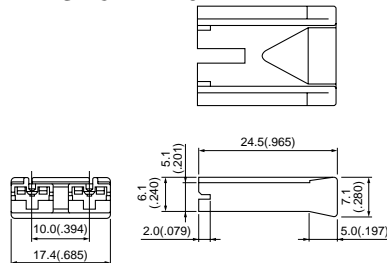


#187 Series

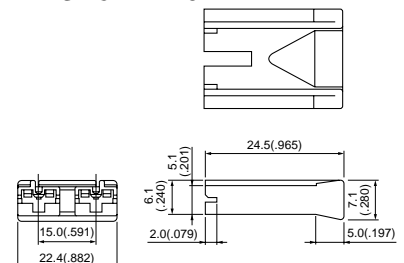
PS-187



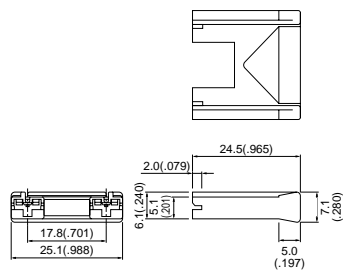
PS-187-2A-10



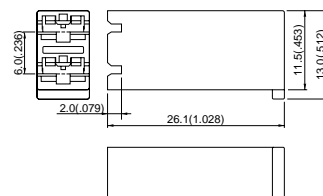
PS-187-2A-15



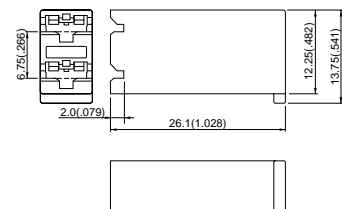
PS-187-2A-17.8



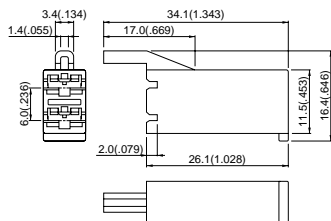
PS-187-2B



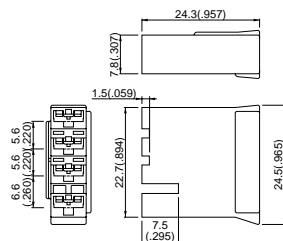
PS-187-2B-6.75



PS-187-2B1

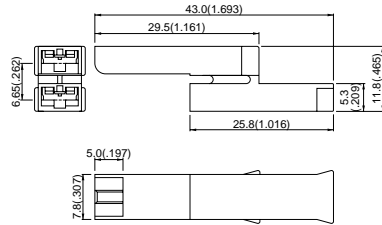


PS-187-4B

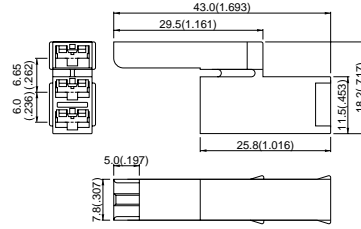


#187 Series

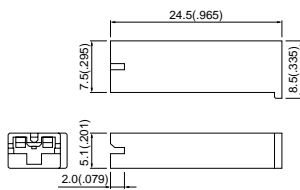
PS-187-2V



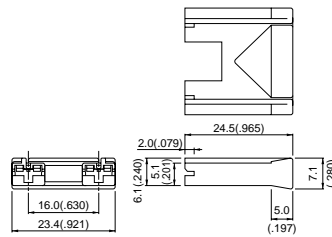
PS-187-3V



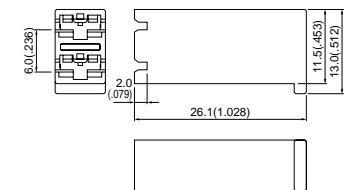
PS-187-8-T-H



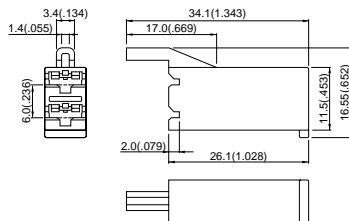
PS-187-2A-16-8-T-H



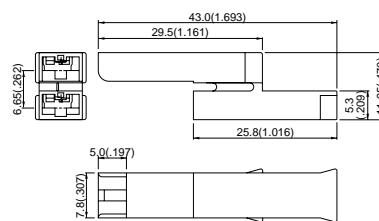
PS-187-2B-8-T-H



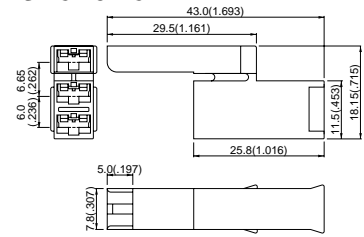
PS-187-2B1-8-T-H



PS-187-2V-8-T-H

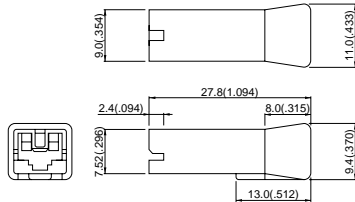


PS-187-3V-8-T-H



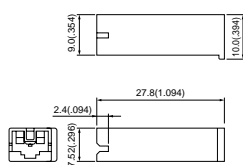
#250S Series

NPS-250-A

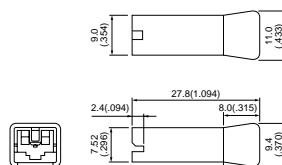


#250 Series

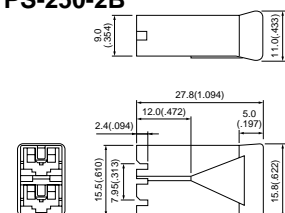
PS-250



PS-250-A



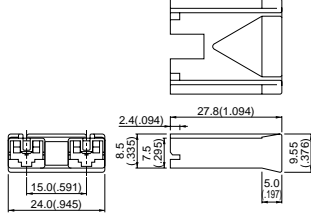
PS-250-2B



PS CONNECTOR

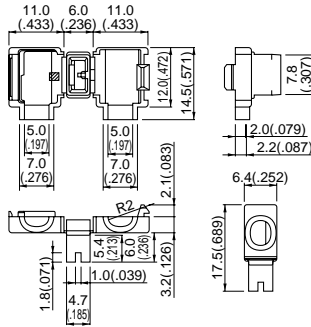
#250 Series

PS-250-2A-15

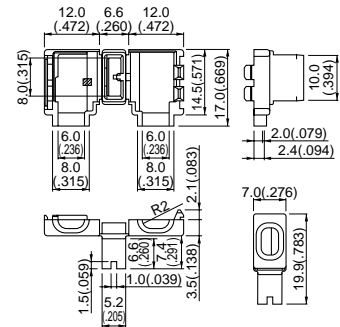


One-touch sleeve

FPS-187



FPS-250



Series	Model No.	Q'ty / bag	Applicable terminal
#110	PS-110	1,000	SPS-01T-110, SPS-41T-110
	PS-187	1,000	
#187	PS-187-2A-10	1,000	
	PS-187-2A-15	500	
	PS-187-2A-17.8	500	
	PS-187-2B	500	SPS-01T-187
	PS-187-2B-6.75	500	SPS-51T-187
	PS-187-2B1	500	SPS-82T-187
	PS-187-4B	500	
	PS-187-2V	500	
	PS-187-3V	500	
	*PS-187-8-T-H	1,000	
	*PS-187-2A-16-8-T-H	500	
	*PS-187-2B-8-T-H	500	SPS-01T-187-8
	*PS-187-2B1-8-T-H	500	SPS-51T-187-8
	*PS-187-2V-8-T-H	500	
*PS-187-3V-8-T-H	500		
#250S	NPS-250-A	1,000	SPS-21T-250S SPS-61T-250S SPS-91T-250S
#250	PS-250	1,000	SPS-21T-250
	PS-250-A	500	SPS-61T-250
	PS-250-2B	500	SPS-91T-250
	PS-250-2A-15	500	
One-touch sleeve	FPS-187	500	SFPS-41T-187
	FPS-250	500	SFPS-61T-250

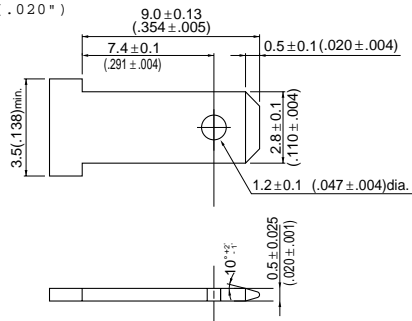
Material and Finish

Nylon 66, UL94V-0, natural (white)
UL94V-2, gray <*-marked housing...for 0.8mm(.031") thick tabs>

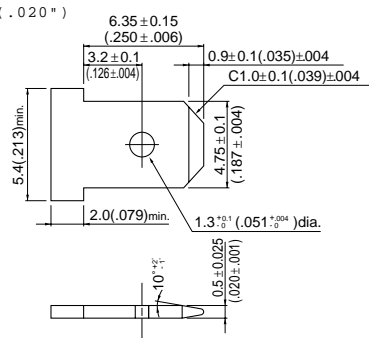
Note: FPS-187 and FPS-250 are UL recognized with File No. E55167, but not CSA certified.

Applicable tab

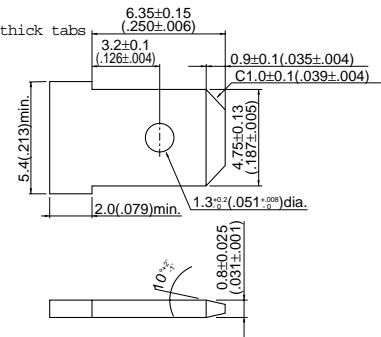
#110...for 0.5mm (.020")



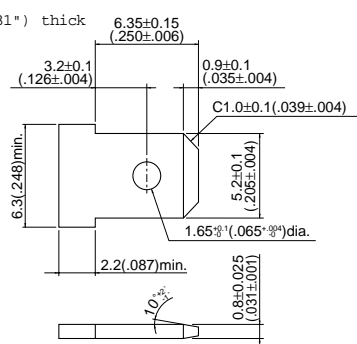
#187...for 0.5mm (.020")



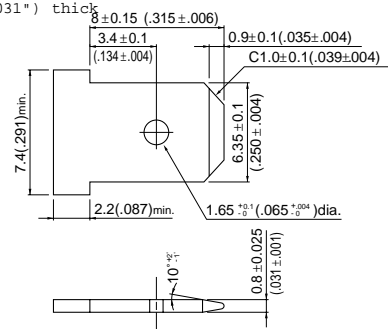
#187...for 0.8mm (.031") thick tabs



#205...for 0.8mm (.031") thick



#250...for 0.8mm (.031") thick



Note: Make sure there are no unneeded ribs or other protuberances on tab surfaces.